

2017

Kilas Kinerja Perusahaan
Corporate Performance Highlights

MEMPERKUAT STRATEGI UNTUK MENCAPAI KEBERHASILAN

Strengthening Strategy for Success



PT Aneka Tambang Tbk

Gedung Aneka Tambang Tower A

Jl. Letjen TB Simatupang No. 1

Lingkar Selatan, Tanjung Barat

Jakarta 12530, Indonesia

Tel. : (62-21) 789 1234, 781 2635

Fax. : (62-21) 789 1224

Email: corsec@antam.com

2017

Kilas Kinerja Perusahaan
Corporate Performance Highlights


PENJUALAN (Rp triliun)
39% ↑ 12,65 ✓




EBITDA (Rp triliun)
tumbuh signifikan



LABA BERSIH (Rp miliar)



BUMN
Hadir untuk negeri



MEMPERKUAT STRATEGI UNTUK MENCAPAI KEBERHASILAN

Strengthening Strategy for Success

PT ANEKA TAMBANG Tbk



antam



01



Pertumbuhan Kinerja Keuangan ANTAM yang Gemilang Tahun 2017

ANTAM'S Solid Financial Performance of 2017

02



ANTAM Kembali Mencatatkan Produksi dan Penjualan Feronikel Tertinggi Sepanjang Sejarah

ANTAM Remain Reached All Time High Of Ferronickel Production And Sales

07



The 1st Champion of Indonesia Original Brand 2017

Brand LM ANTAM - Kategori Logam Mulia LM Brand - Precious Metals Category

Apresiasi Pasar yang Positif Terhadap Produk Logam Mulia ANTAM

Positive Appreciation of ANTAM'S Gold Product


08



Stream Revenue Baru ANTAM Tahun 2017: Ekspor Bijih Nikel Kadar Rendah dan Bijih Bauksit

ANTAM'S New Stream Of Revenue In 2017: Export of Low Grade Nickel Ore and Bauxite Ore

09



First Piling Pembangunan Pabrik Feronikel Halmahera Timur

ANTAM Conducts the First Piling of East Halmahera Ferronickel Plant Development Project


03



ANTAM Mendapatkan Satu PROPER Emas dan dua PROPER Hijau atas Kinerja Pengelolaan Lingkungan yang Baik

ANTAM Receives One Gold PROPER And Two Green PROPER for the Sound Implementation of Environmental Management

04



ANTAM Kembali Menjadi Salah Satu Produsen Feronikel Berbiaya Rendah Dunia dengan Biaya Tunai Feronikel USD3,52 per lb

ANTAM Remain as One of The Low Cost Ferronickel Producer Globally With Ferronickel Cash Cost of US\$3,52 Per Lb

05



Ekspor Perdana Produk Emas Logam Mulia ANTAM ke Pasar Jepang

ANTAM Comences Export of LM Gold Product to Japan

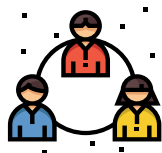
06



Ekspansi Jangkauan Pasar Domestik Produk Emas Logam Mulia ANTAM

The Expansion of ANTAM'S Domestic Gold Market

10



Komitmen Memperkuat Implementasi Prinsip Tata Kelola Perusahaan yang Baik

ANTAM'S Commitment to Strengthen the Implementation of Good Corporate Governance Principles

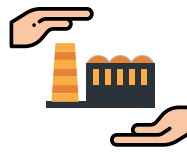
11



Predikat Perusahaan Sangat Terpercaya Selama Sembilan Tahun Berturut-turut

ANTAM Received The Most Trusted Company Predicate for Nine Consecutive Year

12



ANTAM Menjadi Bagian dari Holding BUMN Industri Pertambangan

ANTAM Joins The Holding of Mining State-Owned Enterprises

13



Kepercayaan Investor dengan Peningkatan Jumlah Pemegang Saham Sebesar 9%

ANTAM'S Positive Share Performance: ANTAM Shareholders Growth By 9% In 2017

Informasi Umum

General Information



Kantor Pusat ANTAM
ANTAM Head Office

NAMA DAN DOMISILI PERSEROAN

COMPANY'S NAME AND DOMICILE

PT Aneka Tambang Tbk

Disingkat Abbreviated **PT ANTAM (Persero) Tbk**

Berdomisili di Jakarta Domiciled in Jakarta

ALAMAT PERSEROAN COMPANY'S ADDRESS

Gedung Aneka Tambang Tower A

Jl. Letjen. T.B. Simatupang No. 1

Lingkar Selatan, Tanjung Barat

Jakarta 12530, Indonesia

Tel: (62-21) 789-1234

Fax: (62-21) 789-1224

E-mail: corsec@antam.com

www.antam.com

PEMBENTUKAN FOUNDED

5 Juli 1968 | July 5, 1968

MODAL DASAR AUTHORIZED CAPITAL

Rp3,8 Triliun | Rp3.8 Trillion

MODAL DITEMPATKAN ISSUED AND FULLY PAID CAPITAL

Rp2,4 Triliun | Rp2.4 Trillion

Untuk informasi lebih lanjut mengenai ANTAM silahkan menghubungi | For more information about ANTAM please contact

Corporate Secretary

Gedung Aneka Tambang Tower A, Jl. Letjen TB Simatupang No. 1

Lingkar Selatan, Tanjung Barat, Jakarta 12530, Indonesia

Tel: (62-21) 789-1234, Fax: (62-21) 789-1224

KEPEMILIKAN OWNERSHIP

- Pemerintah Republik Indonesia |
The Government of The Republic of Indonesia 65%
- Masyarakat | Public 35%

KODE SAHAM SHARES CODE

Bursa Efek Indonesia: ANTM

Indonesia Stock Exchange: ANTM

Bursa Efek Australia: ATM

Australian Securities Exchange: ATM

KODE OBLIGASI BONDS CODE

Obligasi Berkelanjutan I ANTAM Tahap I Tahun 2011

Seri A: ANTM01ACN1

ANTAM Sustainable Bonds I with Fixed Interest Rate-Stage 1,
2011-Series A: ANTM01ACN1

Obligasi Berkelanjutan I ANTAM Tahap I Tahun 2011

Seri B: ANTM01BCN1

ANTAM Sustainable Bonds I with Fixed Interest Rate-Stage 1,
2011-Series B: ANTM01BCN1



www.antam.com



E-mail: corsec@antam.com



PT ANTAM Tbk



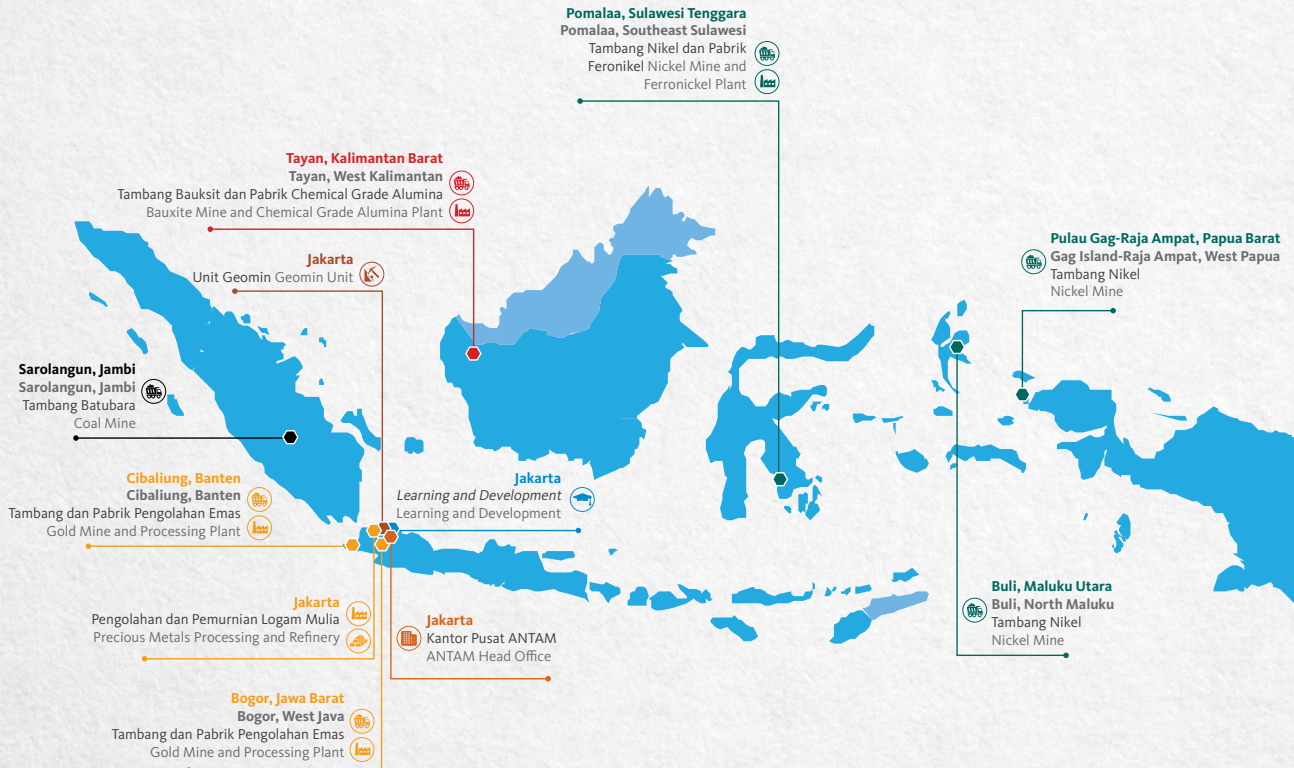
@OfficialANTAM



Official ANTAM

Wilayah Operasi









Operations Area



Produk dan Jangkauan Pasar

Product and Market Coverage



- | | | | |
|---|---|---|--|
|  | 1. India India
Feronikel Ferronickel
Emas Gold |  | 5. Singapura Singapore
Emas Gold
Perak Silver |
|  | 2. Indonesia Indonesia
Emas, Perak dan Jasa Pemurnian Logam Mulia
Gold, Silver and Precious Metals Refining Services
Bijih Nikel Nickel Ore |  | 6. Taiwan
Feronikel Ferronickel |
|  | 3. Jepang Japan
Emas Gold |  | 7. Tiongkok China
Feronikel Ferronickel
Bijih Nikel Nickel Ore
Bijih Bauksit Bauxite Ore |
|  | 4. Korea Selatan South Korea
Feronikel Ferronickel
Emas Gold |  | 8. Ukraina Ukraine
Bijih Nikel Nickel Ore |

Ikhtisar Keuangan

Financial Highlights

Deskripsi Description	2013*	2014**	2015**	2016**	2017***
Penjualan Bersih Net Sales	11.298,32	9.420,63	10.531,50	9.106,26	12.653,62
Beban Pokok Penjualan Cost of Goods Sold	9.611,87	8.627,27	10.336,36	8.254,47	11.009,73
Laba Kotor Gross Profit	1.686,46	793,36	195,14	851,79	1.643,89
Laba/(Rugi) Sebelum Bunga, Pajak, Depresiasi dan Amortisasi Earnings/(Loss) Before Interest, Tax, Depreciation and Amortization	1.578,87	1.052,91	2,36	1.130,68	2.211,62
Laba/(Rugi) Usaha Operating Income/(Loss)	584,84	(137,06)	(701,44)	8,16	600,61
Beban Keuangan Financial Costs	(60,66)	(126,55)	(246,02)	(319,27)	(607,69)
Jumlah Penghasilan/(Rugi) Komprehensif Tahun Berjalan Total Comprehensive Income/(Loss) for the Year	254,31	(153,74)	912,56	92,08	81,61
Laba/(Rugi) Tahun Berjalan yang Dapat Diatribusikan kepada Pemilik Entitas Induk Income/(Loss) for the Year Attributable to Owners of the Parent	532,80	(743,53)	(1.440,85)	64,81	136,51
Laba/(Rugi) Tahun Berjalan yang Dapat Diatribusikan kepada Kepentingan Nonpengendali Income/(Loss) for the Year Attributable to Non-controlling Interests	3,25	0,00	(0,00)	(0,00)	(0,00)
Jumlah Penghasilan/(Rugi) Komprehensif Tahun Berjalan yang Dapat Diatribusikan kepada Pemilik Entitas Induk Total Comprehensive Income/(Loss) for the Year Attributable to Owners of the Parent	410,14	(153,74)	912,56	92,08	81,61
Jumlah Penghasilan/(Rugi) Komprehensif Tahun Berjalan yang Dapat Diatribusikan kepada Kepentingan Nonpengendali Total Comprehensive Income/(Loss) for the Year Attributable to Non-controlling Interests	254,30	0,00	(0,00)	(0,00)	(0,00)
Jumlah Saham Beredar ('000) Outstanding Shares ('000)	9.523.038	9.538.460	24.030.765	24.030.765	24.030.765
Laba/(Rugi) Bersih Per Saham Dasar Disesuaikan (Rp) Adjusted Basic Earnings/(Loss) Per Share (Rp)	56	(77,95)	(120)	2,70	5,68
Dividen Per Saham Disesuaikan (Rp) *** Adjusted Dividend Per Share (Rp) ***	9,67	N/A	N/A	N/A	N/A
Investasi pada Entitas Asosiasi – Bersih Investments in Associates- Net	3.582,55	2.687,17	1.992,52	2.080,12	1.690,63
Investasi pada Ventura Bersama Investment in a Joint Venture	1.350,64	1.438,39	1.481,64	1.136,69	835,35
Jumlah Aset Total Assets	22.032,14	22.004,08	30.356,85	29.981,54	30.014,27
Jumlah Liabilitas Total Liabilities	9.739,74	9.954,17	12.040,13	11.572,74	15.523,87
Jumlah Liabilitas Jangka Panjang Total Non-Current Liabilities	5.884,22	6.091,25	7.700,80	7.220,43	5.971,41
Jumlah Ekuitas Total Equity	12.292,41	12.049,92	18.316,72	18.408,80	18.490,40
Modal Kerja Bersih Net Working Capital	3.224,93	11.798,05	14.764,69	6.277,91	3.449,48

* Disajikan kembali sebagai akibat dari penerapan PSAK 24 (Revisi 2013) "Imbalan Kerja"
Restated as the impact of the implementation of SFAS 24 (Revised 2013) "Employee Benefit"

** Dalam Rapat Umum Pemegang Saham ("RUPS") Tahunan Perusahaan, tidak ada deklarasi dividen karena Perseroan mengalami kerugian
At the company's Annual General Meeting of Shareholders ("AGMS"), there was no dividend declared since the Company booked a net loss

*** Dividen per saham disesuaikan untuk tahun buku 2017 akan diputuskan pada RUPS yang akan diselenggarakan pada tanggal 12 April 2018
Adjusted dividend per share for year 2017 will be decided during the AGMS which will be held on April 12, 2018

Catatan Notes

- Dalam miliar Rupiah kecuali jumlah saham beredar, laba/(rugi) bersih per saham disesuaikan, dividen per saham disesuaikan dan rasio
In billion Rupiah, except outstanding shares, adjusted basic earnings/(loss) per share, adjusted dividend per share and ratios
- Notasi angka dalam laporan tahunan ini dalam Indonesia All figures in this annual report are in Indonesia notation

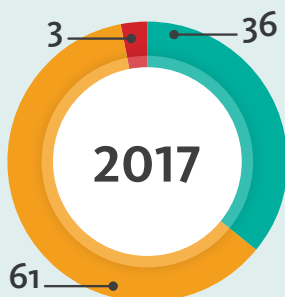
Deskripsi Description	2013*	2014**	2015**	2016**	2017***
Imbal Hasil Rata-Rata Investasi Return on Average Investment	(1,51)%	(7,35)%	(11,48)%	1,26%	4,22%
Imbal Hasil Rata-Rata Ekuitas Return on Average Equity	3,20%	(6,11)%	(9,49)%	0,35%	0,74%
Imbal Hasil Rata-Rata Aset Return on Average Asset	1,97%	(3,38)%	(5,50)%	0,21%	0,46%
Rasio Lancar Current Ratio	183,64%	164,21 %	259,32%	244,24%	162,13%
Rasio Total Liabilitas terhadap Ekuitas Total Liabilities to Equity Ratio	70,91%	82,61%	65,73 %	62,87%	62,32%
Rasio Total Liabilitas terhadap Aset Total Liabilities to Asset Ratio	41,49%	45,24 %	39,66 %	38,60%	38,39%
Marjin Laba/(Rugi) Kotor Gross Margin Income/(Loss)	14,30%	8,42%	1,85 %	9,35%	12,99%
Marjin Laba/(Rugi) Usaha Operating Margin Income/(Loss)	3,73%	(1,45)%	(6,66)%	0,09%	4,75%
Marjin Laba/(Rugi) Bersih Net Margin Income/(Loss)	3,63%	(7,89)%	(13,68)%	0,71%	1,08%
Arus Kas Bersih yang Diperoleh dari Aktivitas Operasi Net Cash Provided by Operating Activities	157,24	391,68	488,90	1.015,39	1.379,18
Belanja Modal Capital Expenditure****	2.751,35	1.737,74	2.029,76	1.297,17	1.729,36
Arus Kas Bebas Free Cash Flow	(2.283,70)	1.214,34	1.614,98	(161,49)	(942,33)
Beban Operasi Operating Expenditures	10.877,29	9.557,69	11.232,94	9.098,11	12.053,01
Nilai Tukar (Rp/US\$) Exchange Rate (Rp/US\$)	12.189	12.440	13.795	13.436	13.548,00
Harga Nikel (US\$/lb.) Nickel Price (US\$/lb.)*****	6,73	7,65	4,97	4,36	5,76
Harga Emas (US\$/Toz) Gold Price (US\$/Toz)*****	1.411,23	1.264,99	1.215,69	1.249,03	1.303,00

**** Untuk perolehan aset tetap saja | Only for property, plant, and equipment.

***** Harga spot rata-rata harian dalam satu tahun | Annual average of daily spot price.

Kontribusi Penjualan Sales Contribution

%



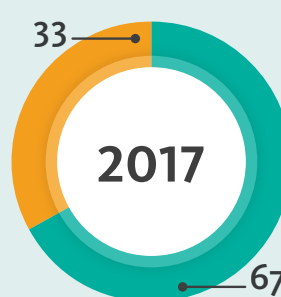
■ Ferornikel & Bijih Nikel
Ferronickel & Nickel Ore

■ Emas, Perak & Precious Metal Refinery Service
Gold, Silver & Precious Metal Refinery Service

■ Bauksit & Batu bara
Bauxite & Coal

Destinasi Penjualan Sales Destination

%



■ Ekspor
Export

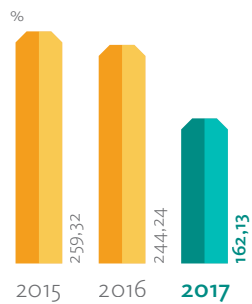
■ Domestik
Domestic

Ikhtisar Keuangan

Financial Highlights

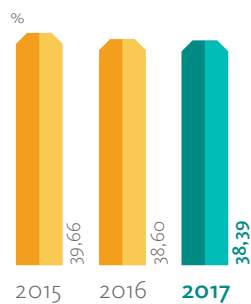
Rasio Lancar

Current Ratio



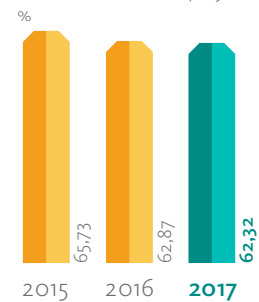
Rasio Total Liabilitas terhadap Aset

Total Liabilities to Asset Ratio



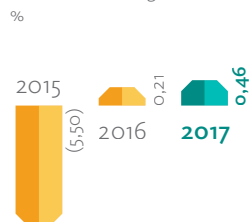
Rasio Total Liabilitas terhadap Ekuitas

Total Liabilities to Equity Ratio



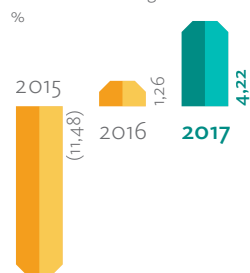
Imbal Hasil Rata-Rata Aset

Return on Average Asset



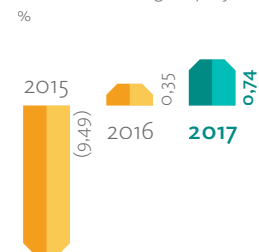
Imbal Hasil Rata-Rata Investasi

Return on Average Investment



Imbal Hasil Rata-Rata Ekuitas

Return on Average Equity



Peristiwa Penting 2017

2017 Significant Events

11 Januari - January 11



Penandatanganan Perjanjian Kerja Sama ANTAM dan PT Pos Indonesia (Persero).

ANTAM Signed a Cooperative Agreement with PT Pos Indonesia (Persero).

12 Januari - January 12



Penandatanganan Nota Kesepahaman Dengan Badan Geologi Kementerian Energi dan Sumber Daya Mineral Tentang Eksplorasi Terkait Penyelidikan dan Pengembangan di Bidang Geologi.

ANTAM Signed Memorandum of Understanding (MoU) with The Geological Agency of the Ministry of Energy and Mineral Resources Synergize in Geological Research and Development.

22 Januari - January 22



ANTAM Memperoleh Izin Ekspor Bijih Nikel dan Bijih Bauxit Tercuci.

ANTAM Commenced Export of Nickel Ore and Bauxite Ore License.

25 April - April 25



ANTAM Laksanakan Pemasangan Tiang Pancang Perdana (*First Piling*) Pembangunan Pabrik Feronikel Halmahera Timur.

ANTAM Conducts First Piling Ceremony Of East Halmahera Ferronickel Plant Development Project (P3FH).

02 Mei - May 02



ANTAM Menyelenggarakan Rapat Umum Pemegang Saham Tahunan Tahun Buku 2016.

ANTAM Held Annual General Meeting of Shareholders Financial Year 2016.

08 Juni - June 08



ANTAM Raih Penghargaan Pengelolaan Keselamatan dan Lingkungan Pertambangan Mineral dan Batubara Periode Penilaian Tahun 2016.

ANTAM Receives in Mineral and Coal Mining Safety and Environmental Management Awards 2016.

02 Agustus - August 02



ANTAM dan Komisi Pemberantasan Korupsi Tandatangani Komitmen Pencegahan Terintegrasi.

ANTAM and the Indonesian Corruption Eradication Commission Sign Integrated Prevention Commitment.

11 September - September 11



ANTAM Memperluas Distribusi Penjualan Emas Menjadi 250 Kantor Pos.

ANTAM Expands Distribution of Gold Sales to 250 Post Offices.

27 November - November 27



Sinergi ANTAM Dengan Sucofindo Tentang Pengkajian, Penelitian, dan Pengujian Bidang Eksplorasi.

The Synergize Formation Between SUCOFINDO & ANTAM Ready to Support Mining Services.

29 November - November 29



• ANTAM Menyelenggarakan Rapat Umum Pemegang Saham Luar Biasa Tahun 2017.
• ANTAM Resmi Menjadi Bagian Dari Holding Industri Pertambangan Bersama INALUM, TIMAH dan BUKIT ASAM.

• ANTAM Held Extraordinary General Meeting of Shareholders Year 2017.
• ANTAM's is officially become the holding member of Mining State-Owned Enterprise (BUMN) with INALUM, TIMAH and PTBA.

18 Desember - December 18



ANTAM Raih Satu Predikat PROPER Emas, Dua PROPER Hijau dan Tiga PROPER Biru Pada Tahun 2017.

ANTAM Receives One Gold PROPER, Two Green PROPER and Blue PROPER Rating in 2017.

20 Desember - December 20



ANTAM Melakukan Penjualan Perdana Produk Emas Motif Hello Kitty ke Jepang.

ANTAM Launches Sales of Gold Minted Bar with Hello Kitty Design.

Kinerja Keberlanjutan 2017

Sustainability Performance in 2017




Penghargaan PROPER

PROPER Awards

1 PROPER Emas, 2 PROPER Hijau, 3 PROPER Biru
1 Gold PROPER, 2 Green PROPER, 3 Blue PROPER

Mengelola Lingkungan untuk Menciptakan Nilai Tambah

Managing Environment to Create Added Value

 **Rp 108,09 miliar** | billion
Biaya Lingkungan
Environmental Cost

 **9,15 juta m3** | million m3
Air Digunakan
Water Consumed

 **12,24 juta GJ** | million GJ
Konsumsi Energi
Energy Consumption

 **14,44 juta m3** | million m3
Penggunaan & Daur Ulang Air
Used & Recycle Water



Keselamatan dan Kesehatan Kerja

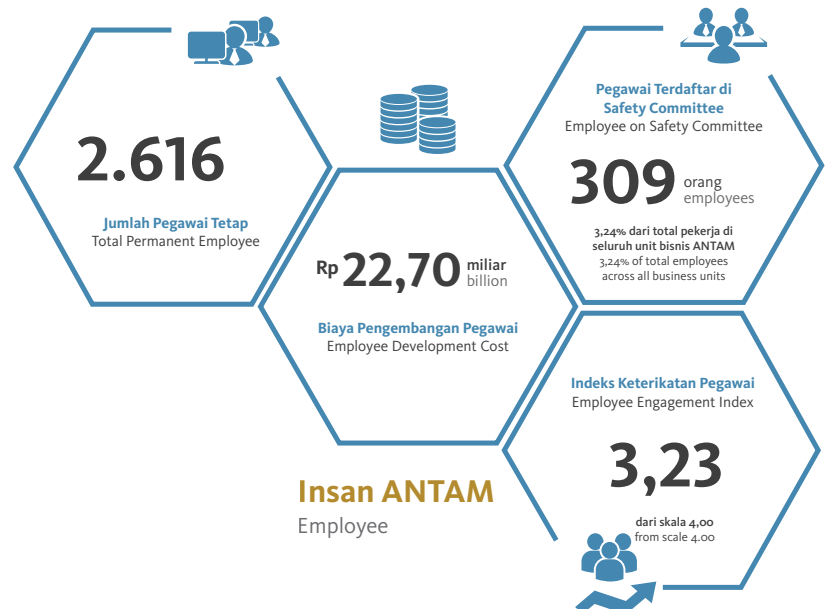
Occupational Health and Safety

84 hari – days
Hari Kerja Hilang
Lost Workday

19,94 juta jam
million hours
Jumlah Jam Kerja
Work hours

3,44
Severity Rate
Severity Rate

0,40
Frequency Rate
Frequency Rate



Kinerja Program Kemitraan dan Bina Lingkungan 2017

Partnership and Community Stewardship Program Performance in 2017

Kinerja Efektivitas Penyaluran Dana Program Kemitraan
Effectiveness of Partnership Program Fund Disbursement > **95,05%**



Kinerja Kolektibilitas Pengembalian Pinjaman Program Kemitraan
Collectibility of Partnership Program Loan Returning > **75,26%**



Jumlah Mitra Binaan
Total of Foster Partner > **594 Mitra Binaan**



Total Penyaluran Dana Program Kemitraan dan Bina Lingkungan
Partnership and Community Stewardship Program Fund Disbursement > **Rp24,31 miliar**



Penyaluran Dana Program Kemitraan
Partnership Program Fund Disbursement > **Rp17,93 miliar**



Penyaluran Dana Bina Lingkungan
Community Stewardship Program Fund Disbursement > **Rp6,38 miliar**



Indeks Kepuasan Masyarakat
Community Satisfaction Index > **80,65%**



Penyaluran Dana Community Development
Community Development Fund Disbursement > **Rp95,09 miliar**

